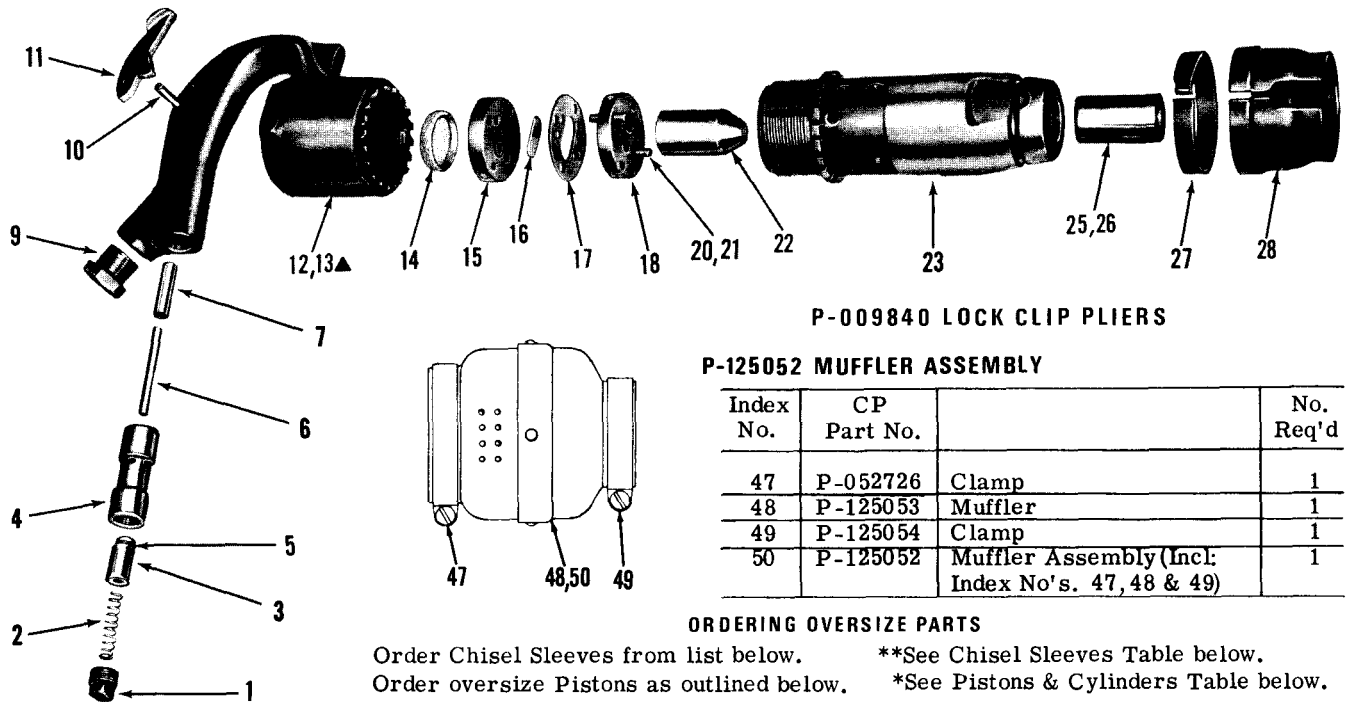


CP-4123 SIMPLATE HEAVY CHIPPING HAMMER Model "B" & "V"



P-009840 LOCK CLIP PLIERS

P-125052 MUFFLER ASSEMBLY

Index No.	CP Part No.		No. Req'd
47	P-052726	Clamp	1
48	P-125053	Muffler	1
49	P-125054	Clamp	1
50	P-125052	Muffler Assembly (Incl: Index No's. 47, 48 & 49)	1

ORDERING OVERSIZE PARTS

Order Chisel Sleeves from list below. **See Chisel Sleeves Table below.
 Order oversize Pistons as outlined below. *See Pistons & Cylinders Table below.

Index No.	CP Part No.	Description	No. Req'd
1	P-001873	Plug-Throttle Valve	1
2	P-001853	Spring-Throttle Valve	1
3	P-001768	Valve-Throttle (Incl: No. 5)	1
4	P-071318	Tube-Throttle Valve	1
5	P-083071	"O" Ring (-011)	1
6	P-070719	Pin-Throttle Valve Push	1
7	P-070733	Bushing-Push Pin	1
9	P-009585	Bushing-Permanent	1
10	A-043627	Pin-Throttle Valve	1
11	P-009818	Lever-Throttle	1
12	P-077499	Handle Assembly (Incl: No's 4, 7 & 9)	1
13▲	P-007976	Handle Assembly (Incl: No's 1, 2, 3, 6, 10, 11, 12 & 14)	1

Index No.	CP Part No.	Description	No. Req'd
14	P-092485	Screen	1
15	P-071350	Lid-Upper Valve Case	1
16	P-071358	Valve	1
17	P-071352	Case-Valve	1
18	P-071351	Lid-Lower Valve Case	1
20	A-041797	Pin-Dowel (7/32"x7/8")	2
21	P-077013	Valve Case Complete (Incl: No's. 15 thru 20)	1
22	*	Piston	1
23	*	Cylinder	1
25	**	Sleeve-Chisel (Round)	1
26	**	Sleeve-Chisel (Hex)	1
27	P-071354	Clip-Lock	1
28	P-071355	Shield-Lock	1

TABLE OF PISTONS & CYLINDERS

Index No.	CP Part No.	Description	No. Req'd
22	P-114386	Piston, B` 2" Lg.	1
	P-118662	Piston, R 2.75" Lg.	
	P-114388	Piston, S 3.00" Lg.	
23	P-114460	Cylinder, B (Incl:No. 25)	1
	P-114461	Cylinder, B (Incl:No. 26)	
	P-127647	Cylinder, R (Incl:No. 25)	
	P-114465	Cylinder, R (Incl:No. 26)	
	P-127648	Cylinder, S (Incl:No. 25)	
	P-114469	Cylinder, S (Incl:No. 26)	

TABLE OF CHISEL SLEEVES

Round Index No. 25	Hex. Index No. 26	Oversize (Inches)	Outside Diameter (Inches)
P-001550		---	1.0657/1.0653
	P-001551	---	1.0657/1.0653
P-101634		.001	1.0667/1.0663
	P-101643	.001	1.0667/1.0663
P-101635		.002	1.0677/1.0673
	P-101644	.002	1.0687/1.0683
P-101636		.003	1.0687/1.0683
	P-101645	.003	1.0687/1.0683
P-101637		.004	1.0697/1.0693
	P-101646	.004	1.0697/1.0693

When replacing chisel sleeve, cylinder bore should measure 1.0622-1.0628. If oversize, select chisel sleeve from above list to maintain .0025-.0035 press fit.

TABLE OF OVERSIZE PISTONS

Amount Oversize	Part No.		
	B	R	S
.001"	XP-114436	XP-114441	XP-114451
.002"	XP-114437	XP-114442	XP-114452
.003"	XP-114438	XP-114443	XP-114453
.004"	XP-114439	XP-114444	XP-114454

▲ Changed Since Last Edition

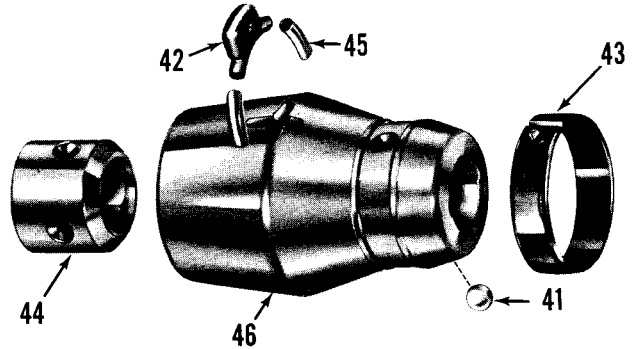
Retainers

CP-4123 SIMPLATE HEAVY CHIPPING HAMMER Model "B" & "V"

P-114062 "QUICK CHANGE" RETAINER

For Use With A-6 and A-7 Lug Type Retainers

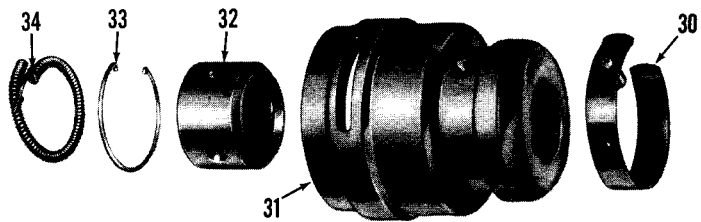
Index No.	CP Part No.	Description	No. Req'd.
41	C-011086	Ball-Steel	1
42	P-114054	Keeper-Segment	1
43	P-119171	Ring-Retaining	1
44	P-114056	Sleeve-Retainer	1
45	P-114057	Segment-Retainer	6
46	P-114058	Body-Retainer	1



P-092869 A. T. "QUICK CHANGE" RETAINER

For Use With A-6 and A-7 Lug Type Retainers

Index No.	CP Part No.	Description	No. Req'd.
30	P-072999	Clip-Lock	1
31	*	Body-Retainer Sleeve	1
32	P-092868	Sleeve-Retainer	1
33	P-072998	Ring-Sleeve Lock	1
34	P-070994	Spring-Lock Coil	1

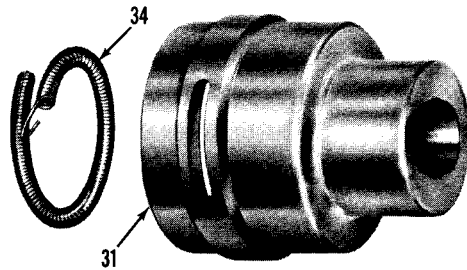


*Not Available Separately

P-107243 RETAINER

For Use With A-6 and A-7 Lug Type Retainers

Index No.	CP Part No.	Description	No. Req'd.
31	P-107243	Sleeve-Retainer (Incl: #34)	1
34	P-070994	Spring-Lock Coil	1



CAUTION: Frequently inspect lock spring (34) for excessive wear and replace if necessary. Failure to observe this practice may result in serious injury to operator.