

## HOSE COUPLINGS

### UNIVERSAL CROWSFOOT COUPLINGS (CP STYLE)

**Hose End (HE)**



Size	Part No.
3/8"	3THE037D
1/2	3THE050D
3/4	3THE075D
1	3THE100D

**Female (FE)**



Size	Part No.
3/8"	3TFE037D
1/2	3TFE050D
3/4	3TFE075D
1	3TFE100D

**Male (ME)**



Size	Part No.
3/8"	3TME037D
1/2	3TME050D
3/4	3TME075D
1	3TME100D

**Dead End (DE)**



Part No.
3TDE301

**3-Way (TE)**



Part No.
3TTE300D

**Coupler Gasket**



Part No.
3TRG2

**Safety Lanyards and Clips**



	Part No.
Lanyard	3TCFL
Safety Clip	3TCFC

### LOCKING COUPLINGS (THOR STYLE)

Locking couplings are the safest and longest lasting coupling available. Couplings lock securely together. No lanyards or clips are required.



Size	Part No.
3/8"	HS6
1/2	HS8
3/4	HS12
1	HS16



Size	Part No.
3/8"	MLS6
1/2	MLS8
3/4	MLS12



Size	Part No.
1/2	FLS8
3/4	FLS12

### Safety Whip Check Cables (Whip Check)

Prevents hose from whipping in event of disconnected or broken coupling.



Cable	Hose ID	Length	Part No
1/8"	1/2 to 1-1/4"	20"	3TWHH1
1/4"	1-1/2 to 3"	38"	3TWHH2



**Lock Coupling Replacement Gasket Part No. G-100**

REPLACEMENT GASKET

## Air Tool Lubrication

Provide steady lubrication to keep your tools performing their best. It is ideal to locate the lubricator as close to the tool as possible and adjust the oil feed to one drop per minute. In Line Lubricators work the best is they are within 10 feet of the tool. Portable lubricators can be connected to the hose whip.

### Pressure Feed Lubricators

Injects drop of oil only when the tool is started. Oil feed rate is adjustable. Best for tools that start and stop often such as: Chippers, Paving Breakers and Scalers



Model	Capacity	Pipe Size
TX-0L	1.4 oz	1/2"
TX-1L	3.7 oz	3/4"
TX-2L	11 oz	3/4"
TX-3L	16 oz	1"

### Constant Feed Lubricators

Injects a steady supply of oil while the tool is in operation. Oil feed rate is adjustable. Best for tools that run for long periods such as: Rock drills and Grinders.



Model	Capacity	Pipe Size
9912	3 oz	3/4"
9913-B	4 oz	3/4"
9914	8 oz	1"
9920	16 oz	1-1/4"

### Bowl Lubricators

High capacity constant feed lubricator can be permanently fixtured to compressor or manifold. Oil feed rate is adjustable.

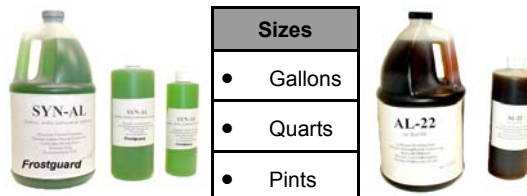


Model	Capacity	Pipe	Air Flow
4106W	29 oz	3/4"	175 cfm
4108W	29 oz	1"	175 cfm
4112W	29 oz	1-1/2"	175 cfm

## Air Tool Oil

### FROSTGUARD SYN-AL

Our best oil. 100% Synthetic, Non Petroleum oil that provides superior air tool lubrication and prevents freezing under the most extreme conditions (-70° to 200° F). Created to lubricate without the environmental risks of inhalation hazards found in petroleum. Smells good too!



Sizes
• Gallons
• Quarts
• Pints

### STANDARD AL-22

General purpose mineral oil base with water absorbing additives. Provides good all around lubrication and rust prevention. Best used during normal operating temperatures in well ventilated areas.

*You order today, We ship today!*

## Hose Whip Assemblies

### Heavy Duty Whip Assemblies (6ft) -other sizes available

- Super Duty 500 psi 1/2" yellow hose
- Ultra tough outer case to eliminate punctures
- Kevlar reinforced for maximum hose strength and flexibility
- Includes heavy duty swivel
- Tough enough to last an entire construction season
- Made in USA



**Whip-7/8-HD**  
7/8-24 Thread X 6 ft



**Whip-1/2-HD**  
1/2" Pipe Thread X 6'

### Standard Duty Whip Assemblies (6ft) -other sizes available

- High quality reinforced neoprene 300 psi 1/2" red hose
- Flexible outer case resists crushing, cracking and abrasion
- Industry standard Polyester reinforcement
- Includes heavy duty swivel
- Made in USA



**Whip-7/8-STD**  
7/8-24 Thread X 6 ft



**Whip-1/2-STD**  
1/2" Pipe Thread X 6'

## Contractors Air Hose

Contractors 3/4" air hose is designed for heavy duty construction applications such as supply lines, paving breaker and rock drill connections. This tough 300 psi hose is wound with 4 spiral polyester cords providing excellent kink resistance.


### 50 Foot hose assembly with couplings

- High quality reinforced neoprene 300 psi 3/4" hose
- Flexible outer case resists crushing, cracking and abrasion
- Oil resistant
- 4 spiral polyester reinforcement
- Universal hose couplings each with 2 band clamps
- Made in USA



## A.S.M.E. Certified Manifolds

### TX-2AMF



- User friendly overall weight
- User ready on delivery
- Easily bolts to skids or other surfaces
- Multiple manifolds can be used in tandem
- Helps maintain a cleaner worksite

Model	Outlets	Capacity Gal	Weight
TX-3AMF	4	2.5	22
TX-2AMF	8	15	63
TX-4AMF	30	8	115
TX-5AMF	60	8	193

### TX-3AMF



**Air Blower Handle**

24SR-A160




This heavy duty handle assembly is great for controlling anything that runs on air. The spring loaded lever is self closing when released. The large 1/2" intake bore allows for 75 cfm of air to pass at 90 psi. The exit port has standard 3/4" pipe threads that accommodate many common connections.

Intake: 1/2" Female Pipe Thread  
 Exit: 3/4" Female Pipe Thread

**Ball Valves**

**Brass- Full Port- 600 PSI WOG**



Size	Part No
1/2"	3V06B050
3/4"	3V06B075
1"	3V06B100

Forged brass body and connector. Chrome plated brass ball. Brass stem. Seats, stem seal and stem washer are Teflon. Handle and washer are steel. Two piece design.

- Control air, water, oil or gas
- Rated to 600 PSI WOG
- Blow-out proof stems
- Teflon seats & seals
- Other sizes available upon request

**Center Punch Clamps**

Type 201 Stainless Steel	Galvanized Steel	Clamp I.D.	Band Width
CP4S	CP4	1"	5/8
CP5S	CP5	1-1/4"	5/8
CP7S	CP7	1-3/4"	5/8
CP9S	CP9	2-1/4"	5/8
CP10S	CP10	2-1/2"	5/8
CP12S	CP12	3"	5/8
CP14S	CP14	3-1/2"	5/8
CP16S	CP16	4"	5/8



Available in 201 stainless steel or heat treated galvanized carbon steel. Locked with a T300 or S38 center punch tool, ensuring a strong powerful lock for reliable and consistent clamping. Both style clamps have 201 stainless steel buckles to provide maximum locking strength. Tamper resistant. Thickness .25"-.30"

**Center Punch Tools**

Ratchet action tensioning tools for applying center punch clamps

Part No	Description
T300	Heavy Duty Construction, 5/8" clamps
S38	Light Duty Construction, 3/8" & 5/8" Clamps



S38



T300